

ARCHBOLD FURNITURE

American Built. Solid Wood. Custom Amish Finishes.



WHO WE ARE

Archbold Furniture Company has been manufacturing solid wood furniture since 1900. For over 100 years we have worked to provide our customers with high-quality, solid wood products at an exceptional value.

In 2010 we partnered with a premier Amish finisher. Since then, all of our finishes are applied by a select group of high-skilled Amish companies. The combination of efficient production methods and custom Amish finishes provides a unique value of high-quality solid wood furniture at affordable prices.

“We are dedicated to providing quality furniture, backed by extraordinary service at a value to our customers. We are committed to continually improving our level of performance to ensure a satisfied customer for life.”

Pat McNamara
Pat McNamara, Owner/President

www.archboldfurniture.com



CUSTOM AMISH FINISHES

When you select a piece of solid wood furniture and your desired finish, our company sends that product to our Amish finishing partner. Each piece is hand-stained by the Amish in your choice of color and sealed with a high-quality catalyzed topcoat.

We greatly value our partnership with the Amish and their dedication to exceptional craftsmanship. We currently offer the thirteen custom finishes below for all of our alder lines.

LIGHT



Natural (N)



Honey (H)



Golden Pecan (G)

CHERRY



Antique Cherry (A)



Washington Cherry (W)



Vintage Cherry (V)

BROWN



Tuscan Brown (T)



Brown Mahogany (B)



Coffee (C)

SPECIALTY



Driftwood (D)



Flagstone (F)



Black (BK)
Snow White (SW)

HARDWARE



Brushed Nickel (-N)



Brushed Gold (-G)



Antique Bronze (-B)



Wood (-W)
Match Stain



Aged Graphite (-AG)



Aged Pewter (-AP)



Aged Copper (-AC)



QUALITY FEATURES

Our skilled employees and use of efficient production methods ensure consistent quality at an exceptional value.



SOLID WOOD FURNITURE

- American Built
- North American alder hardwood
- Solid wood tops, sides & drawers
- Consistent quality construction



DRAWER CONSTRUCTION

- Solid alder drawer box
- English dovetail drawer construction
- 100lb rated full extension glides
- Fully finished drawer interiors



CUSTOM AMISH FINISHES

- Finished by Amish craftsmen
- 13 custom finish options
- Catalyzed conversion varnish
- Fully finished drawer interiors



RAISED PANEL BED

TWIN: 61278 (Rails: 612781)
55"H x 43¹/₂"W x 80"L

FULL: 61288 (Rails: 612881)
55"H x 58¹/₂"W x 80"L

QUEEN: 61298 (Rails: 612981)
55"H x 64¹/₂"W x 86³/₄"L

KING: 61299 (Rails: 612991)
55"H x 80¹/₄"W x 86³/₄"L

CAL KING: 61399 (Rails: 613991)
55"H x 76¹/₄"W x 90³/₄"L

HEADBOARD ONLY

TWIN: 61178

FULL: 61188

QUEEN: 61198

KING: 61199



SOLID ALDER PLANK BED

TWIN: 62278 (Rails: 612781)
53"H x 43¹/₂"W x 80"L

FULL: 62288 (Rails: 612881)
53"H x 58¹/₄"W x 80"L

QUEEN: 62298 (Rails: 612981)
53"H x 64¹/₂"W x 86³/₄"L

KING: 62299 (Rails: 612991)
53"H x 80¹/₄"W x 86³/₄"L

HEADBOARD ONLY

TWIN: 62178

FULL: 62188

QUEEN: 62198

KING: 62199



SLAT BED

TWIN: 61233 (Rails: 612781)
55"H x 44¹/₄"W x 80"L

FULL: 61243 (Rails: 612881)
55"H x 58¹/₂"W x 80"L

QUEEN: 61253 (Rails: 612981)
55"H x 64¹/₂"W x 86³/₄"L

KING: 61254 (Rails: 612991)
55"H x 80¹/₄"W x 86³/₄"L

HEADBOARD ONLY

TWIN: 61133

FULL: 61143

QUEEN: 61153

KING: 61154





SLAT BED - LOW FOOTBOARD

TWIN: 61333 (Rails: 612781)

55"H x 44¹/₄"W x 80"L

FULL: 61343 (Rails: 612881)

55"H x 58¹/₂"W x 80"L

QUEEN: 61353 (Rails: 612981)

55"H x 64¹/₂"W x 86³/₄"L

KING: 61354 (Rails: 612991)

55"H x 80¹/₄"W x 86³/₄"L

HEADBOARD ONLY

TWIN: 61133

FULL: 61143

QUEEN: 61153

KING: 61154



MODERN PLATFORM BED

TWIN: 63278 (Rails: 632781)

46"H x 43¹/₂"W x 83"L

FULL: 63288 (Rails: 632881)

46"H x 58¹/₂"W x 83"L

QUEEN: 63298 (Rails: 632981)

46"H x 64¹/₂"W x 86³/₄"L

KING: 63299 (Rails: 632991)

46"H x 80¹/₄"W x 86³/₄"L

HEADBOARD ONLY

TWIN: 63178

FULL: 63188

QUEEN: 63198

KING: 63199



OPEN PANEL PLATFORM BED

TWIN: 63271 (Rails: 632781)

51¹/₂"H x 43¹/₂"W x 83"L

FULL: 63281 (Rails: 632881)

51¹/₂"H x 58¹/₂"W x 83"L

QUEEN: 63291 (Rails: 632981)

51¹/₂"H x 64¹/₂"W x 86³/₄"L

KING: 63292 (Rails: 632991)

51¹/₂"H x 80¹/₄"W x 86³/₄"L

HEADBOARD ONLY

TWIN: 63171

FULL: 63181

QUEEN: 63191

KING: 63192



51298DSW: Two-Tone Shiplap Queen Bed in Snow White & Driftwood | 612981SW: Queen Rails in Snow White



HOOT JUDKINS - Cal King Beds available upon request

TWO-TONE SHIPLAP BED

TWIN: 51278 (Rails: 612781)
52¹/₄"H x 43¹/₂"W x 80"L
FULL: 51288 (Rails: 612881)
52¹/₄"H x 58¹/₄"W x 80"L
QUEEN: 51298 (Rails: 612981)
52¹/₄"H x 64¹/₄"W x 85³/₄"L
KING: 51299 (Rails: 612991)
52¹/₄"H x 80¹/₄"W x 85³/₄"L

HEADBOARD ONLY

TWIN: 51178
FULL: 51188
QUEEN: 51198
KING: 51199



SINGLE FINISH SHIPLAP BED

TWIN: 501278 (Rails: 612781)
52¹/₄"H x 43¹/₂"W x 80"L
FULL: 501288 (Rails: 612881)
52¹/₄"H x 58¹/₄"W x 80"L
QUEEN: 501298 (Rails: 612981)
52¹/₄"H x 64¹/₄"W x 85³/₄"L
KING: 501299 (Rails: 612991)
52¹/₄"H x 80¹/₄"W x 85³/₄"L

HEADBOARD ONLY

TWIN: 501178
FULL: 501188
QUEEN: 501198
KING: 501199



THE ESSENTIAL BED

TWIN: 61182 (Rails: 612781)
52"H x 42¹/₂"W x 78⁵/₈"L
FULL: 61282 (Rails: 612881)
52"H x 58¹/₂"W x 78⁵/₈"L
QUEEN: 61382 (Rails: 612981)
52"H x 64¹/₂"W x 83¹/₈"L
KING: 61482 (Rails: 612991)
52"H x 80¹/₂"W x 83¹/₈"L

HEADBOARD ONLY

TWIN: 60182
FULL: 60282
QUEEN: 60382
KING: 60482



ELEVATED STORAGE BED

1. CHOOSE YOUR HEADBOARD



RAISED PANEL
TWIN: 61178
FULL: 61188
QUEEN: 61198
KING: 61199



SOLID ALDER PLANK
TWIN: 62178
FULL: 62188
QUEEN: 62198
KING: 62199



SLAT
TWIN: 61133
FULL: 61143
QUEEN: 61153
KING: 61154



THE ESSENTIAL
TWIN: 60182
FULL: 60282
QUEEN: 60382
KING: 60482



OPEN PANEL PLATFORM
TWIN: 63171
FULL: 63181
QUEEN: 63191
KING: 63192



MODERN PLATFORM
TWIN: 63178
FULL: 63188
QUEEN: 63198
KING: 63199



BOOKCASE
LOW (45") TALL (53")
T: 61478* F: 61488
F: 61588 Q: 61498
Q: 61598 K: 61499
K: 61599

*Twin HB - No Drawers



PORTLAND
2-TONE ONE FINISH*
T: 51178 T: 501178
F: 51188 F: 501188
Q: 51198 Q: 501198
K: 51199 K: 501199

*Snow White & Driftwood



2. CHOOSE SIZE FOR BED COMPONENTS

TWIN Elevated Storage Bed

- 1 - HB Item # (choose above)
- 2 - 62220 Storage Pedestal
- 1 - 62102 Footboard

FULL Elevated Storage Bed



- 1- HB Item # (choose above)
- 2 - 62220 Storage Pedestal
- 1 - 62202 Footboard
- 1 - 62270 Spacer Kit

QUEEN Elevated Storage Bed

- 1 - HB Item # (choose above)
- 2 - 62320 Storage Pedestal
- 1 - 62302 Footboard
- 1 - 62370 Spacer Kit

KING Elevated Storage Bed

- 1- HB Item # (choose above)
- 2 - 62320 Storage Pedestal
- 1 - 62402 Footboard
- 1 - 62470 Spacer Kit



Build-A-Bed 1. HEADBOARD 2. FOOTBOARD 3. RAILS

1. CHOOSE YOUR HEADBOARD



RAISED PANEL HB

T: 61178 F: 61188 Q: 61198 K: 61199



SOLID ALDER PLANK HB

T: 62178 F: 62188 Q: 62198 K: 62199



OPEN PANEL PLATFORM HB

T: 63171 F: 63181 Q: 63191 K: 63192



MODERN PLATFORM HB

T: 63178 F: 63188 Q: 63198 K: 63199



SLAT HB

T: 61133 F: 61143 Q: 61153 K: 61154



BOOKCASE HB

45^{1/2}"H | T: 61478 F: 61588 Q: 61598 K: 61599
53"H | F: 61488 Q: 61498 K: 61499



SHIPLAP HB (A: two tone / B: single finish)

A: T: 51178 F: 51188 Q: 51198 K: 51199
B: T: 501178 F: 501188 Q: 501198 K: 501199



THE ESSENTIAL HB

T: 60182 F: 60282 Q: 60382 K: 60482

2. CHOOSE YOUR FOOTBOARD



LOW PROFILE FB

T: 60178 Full: 60188 Q: 60198 K: 60199



TAPERED LEG LOW PROFILE FB

T: 60378 F: 60388 Q: 60398 K: 60399



SOLID ALDER PLANK FB

T: 62102 F: 62202 Q: 62302 K: 62402

3. CHOOSE A RAIL

STANDARD RAILS

Twin: 612781
Full: 612881
Queen: 612981
King: 612991

or

COMPATIBLE RAILS FOR ADJUSTABLE BASES #612992

Use with free standing adjustable bases.
No cleats or slats included.

- Queen Opening: 60^{5/16}"W x 80^{1/2}"L
- King Opening: 76^{3/8}"W x 80^{1/2}"L

4. CHOOSE YOUR CUSTOM AMISH FINISH





STORAGE BED

- 60330XA-B | 6 Drawer Pedestal
- 60320XA-B | 3 Drawer Pedestal
- 60370 | Queen Spacer Kit
- 60372A | Raised Panel Queen HB
- 60312A | Raised Panel Queen FB



BUILD YOUR OWN STORAGE BED IN 4 EASY STEPS

1. SIZES TWIN FULL QUEEN KING CAL KING

2. DRAWER OPTIONS - PICK 2 STORAGE PEDESTALS

*Mix and match any two storage pedestals of the same height. These storage pedestals are universal to side.

TALL (21^{1/2}"H) PEDESTAL OPTIONS



Tall 6 Drawer Pedestal
60130X - Twin & Full / 75^{1/2}"L
60330X - Queen & King / 80^{1/2}"L
60530X - Cal King / 84^{1/2}"L



Tall 3 Drawer Pedestal
60120X - Twin & Full / 75^{1/2}"L
60320X - Queen & King / 80^{1/2}"L
60520X - Cal King / 84^{1/2}"L



Tall Blank Pedestal
60110X - Twin & Full / 75^{1/2}"L
60310X - Queen & King / 80^{1/2}"L

LOW (14"H) PEDESTAL OPTIONS

Low 3 Drawer Pedestal
60131X - Twin & Full / 75^{1/2}"L
60331X - Queen & King / 80^{1/2}"L



LOW (17"H) FOOTBOARD OPTION
Available for low pedestal chest beds. See Item #s on the next page.

Low Blank Pedestal
60111 - Twin & Full / 75^{1/2}"L
60311 - Queen & King / 80^{1/2}"L



SPACER KITS: Twin: **None** Full: **60270** Queen: **60370** King: **60470** Cal King: **60570** Low King: **60474**

*Spacer kits are used to connect storage pedestals and provide a solid base.

3. HEADBOARD (HB) & FOOTBOARD (FB)



FLAT PANEL HB

60162: Twin Tall HB / 56^{3/4}"H x 42^{1/2}"W
60163: Twin Low HB / 49^{3/4}"H x 42^{1/2}"W

60262: Full Tall HB / 56^{3/4}"H x 58^{1/2}"W
60263: Full Low HB / 49^{3/4}"H x 58^{1/2}"W

60362: Queen Tall HB / 56^{3/4}"H x 64^{1/2}"W
60363: Queen Low HB / 49^{3/4}"H x 64^{1/2}"W

60462: King Tall HB / 56^{3/4}"H x 80^{1/2}"W
60463: King Low HB / 49^{3/4}"H x 80^{1/2}"W

60562: Cal King HB / 56^{3/4}"H x 76^{1/2}"W
*Headboards are 2" Deep

FLAT PANEL FB

60102: Twin FB / 26^{3/4}"H x 42^{1/2}"W

60202: Full FB / 26^{3/4}"H x 58^{1/2}"W

60302: Queen FB / 26^{3/4}"H x 64^{1/2}"W

60402: King FB / 26^{3/4}"H x 80^{1/2}"W

60502: Cal King FB / 26^{3/4}"H x 76^{1/2}"W
*Footboards are 2" Deep

RAISED PANEL HB

60172: Twin Tall HB / 56^{3/4}"H x 42^{1/2}"W
60173: Twin Low HB / 49^{3/4}"H x 42^{1/2}"W

60272: Full Tall HB / 56^{3/4}"H x 58^{1/2}"W
60273: Full Low HB / 49^{3/4}"H x 58^{1/2}"W

60372: Queen Tall HB / 56^{3/4}"H x 64^{1/2}"W
60373: Queen Low HB / 49^{3/4}"H x 64^{1/2}"W

60472: King Tall HB / 56^{3/4}"H x 80^{1/2}"W
60473: King Low HB / 49^{3/4}"H x 80^{1/2}"W

60572: Cal King HB / 56^{3/4}"H x 76^{1/2}"W
*Headboards are 2" Deep

RAISED PANEL FB

60112: Twin FB / 26^{3/4}"H x 42^{1/2}"W

60212: Full FB / 26^{3/4}"H x 58^{1/2}"W

60312: Queen FB / 26^{3/4}"H x 64^{1/2}"W

60412: King FB / 26^{3/4}"H x 80^{1/2}"W

60512: Cal King FB / 26^{3/4}"H x 76^{1/2}"W
*Footboards are 2" Deep

BOOKCASE HB

61478: Twin Low HB / 45^{1/2}"H x 46^{1/2}"W
*Twin has no drawers. One center divider

61488: Full Tall HB / 53"H x 61^{1/2}"W
61588: Full Low HB / 45^{1/2}"H x 61^{1/2}"W

60372: Queen Tall HB / 53"H x 67^{1/2}"W
60373: Queen Low HB / 45^{1/2}"H x 67^{1/2}"W

60472: King Tall HB / 53"H x 83^{1/4}"W
60473: King Low HB / 45^{1/2}"H x 83^{1/4}"W

*Bookcase Headboards are 11" Deep

LOW FOOTBOARD

*Available for Low Pedestals Only

60103: Twin FB / 17"H x 42^{1/2}"W

60203: Full FB / 17"H x 58^{1/2}"W

60303: Queen FB / 17"H x 64^{1/2}"W

60403: King FB / 17"H x 80^{1/2}"W
*Footboards are 2" Deep

4. COLOR & HARDWARE



5 ITEM NUMBERS NEEDED FOR ORDER

Pedestal 1: _____
Pedestal 2: _____
Spacer Kit: _____
Headboard: _____
Footboard: _____

FINAL TOUCHES

Color: _____ Knob: _____



SHAKER BEDROOM

61353G | Slat Queen Bed - Low Footboard
 612981G | Queen Rails
 6123XG-B | 3 Drawer Wide Nightstand
 6111XG-B | 10 Drawer Dresser



Natural (N)



Honey (H)



Golden Pecan (G)



Antique Cherry (A)



Washington Cherry (W)



Vintage Cherry (V)



Tuscan Brown (T)



Brown Mahogany (B)



Coffee (C)



Driftwood (D)



Flagstone (F)



Solid Black (BK)
Snow White (SW)



6106X: 6 Drawers
44³/₄"H x 33¹/₈"W x 18"D



6115X: 5 Drawers / 2 Tall
44³/₄"H x 33¹/₈"W x 18"D



6126X: 6 Drawers / **Wide**
44³/₄"H x 38⁷/₈"W x 18"D



6104X: 4 Drawers / **Wide**
44³/₄"H x 38⁷/₈"W x 18"D



6125X: 5 Drawers / **Wide**
37¹/₈"H x 38⁷/₈"W x 18"D



6107X: 7 Drawers
52³/₈"H x 33¹/₈"W x 18"D



6116X: 6 Drawers / 2 Tall
52³/₈"H x 33¹/₈"W x 18"D



6136X - 6 Drawers / 2 Tall / **Wide**
52³/₈"H x 38⁷/₈"W x 18"D

MAKE IT YOUR OWN BY CHOOSING A CUSTOM AMISH FINISH & KNOB



Natural (N) Honey (H) Golden Pecan (G) Antique Cherry (A) Washington Cherry (W) Vintage Cherry (V)



Tuscan Brown (T) Brown Mahogany (B) Coffee (C) Driftwood (D) Flagstone (F) Solid Black (BK) Snow White (SW)



Brushed Nickel (-N) Brushed Gold (-G) Antique Bronze (-B) Wood (-W) Aged Graphite (-AG) Aged Pewter (-AP) Aged Copper (-AC)



6146X: 6 Drawer Lingerie
52³/₈"H x 19"W x 18"D



6108X: 6 Drawers / 4 Tall
37¹/₈"H x 61³/₈"W x 18"D



6109X: 9 Drawers
37¹/₈"H x 47¹/₄"W x 18"D



6114X: 14 Drawers
52³/₈"H x 61³/₈"W x 18"D



6110X: 10 Drawers
37¹/₈"H x 61³/₈"W x 18"D



6524X: 4 Drawer Desk / Overhang Top
29³/₄"H x 46³/₈"W x 22"D



6111X: 10 Drawers / 4 Tall
44³/₄"H x 61³/₈"W x 18"D



6148: Blanket Box
22³/₄"H x 43¹/₂"W x 19⁵/₈"D



6166X: Armoire
68¹/₄"H x 37¹/₄"W x 19³/₈"D
Hang rod & 1 adjustable shelf



6143X: 3 Drawers
29¹/₂"H x 19"W x 18"D



6123X: 3 Drawers
29¹/₂"H x 23"W x 18"D



6141X: 1 Drawer
29¹/₂"H x 19"W x 18"D



6145: Mirror
38¹/₄"H x 28"W x 3/4"D



6860: Wardrobe
72"H x 37⁵/₈"W x 23⁵/₈"D
Hang rod & 1 fixed shelf





6001: Step Stool
14"H x 20"W x 20"D



6147: Beveled Mirror
39"H x 41¹/₂"W x 1¹/₂"D

MAKE IT YOUR OWN BY CHOOSING A CUSTOM AMISH FINISH & KNOB





HERITAGE BEDROOM

61299B | Raised Panel King Bed

612991B | King Rails

6223B-B | 3 Drawer Wide Nightstand

6223B-B | 3 Drawer Wide Nightstand

6206B-B | 6 Drawer Dresser

6247B | Beveled Mirror



Natural (N)



Honey (H)



Golden Pecan (G)



Antique Cherry (A)



Washington Cherry (W)



Vintage Cherry (V)



Tuscan Brown (T)



Brown Mahogany (B)



Coffee (C)



Driftwood (D)



Flagstone (F)



Solid Black (BK)
Snow White (SW)



6206: 6 Drawers / 4 Tall
39"H x 62¹/₂"W x 18"D



6210: 10 Drawers / 2 Tall
43³/₄"H x 62¹/₂"W x 18"D



6203: 3 Drawers / 1 Tall
43³/₄"H x 33¹/₈"W x 18"D



6216: 6 Drawers / 1 Tall
52¹/₂"H x 33¹/₈"W x 18"D



6225: 5 Drawers / 1 Tall / Wide
52¹/₂"H x 38⁷/₈"W x 18"D



6223: 3 Drawers / Wide
30¹/₄"H x 23"W x 18"D



6241: 1 Drawer
30¹/₄"H x 19"W x 18"D



6243: 3 Drawers
30¹/₄"H x 19"W x 18"D



6247: Mirror
39"H x 41¹/₂"W x 1¹/₂"D

HERITAGE BEDROOM

American Built. Solid Wood. Custom Amish Finishes.



PRODUCT FEATURES

- 1¹/₂" thick solid wood cove top
- Raised panel side detail
- Solid alder tops, sides & drawers
- English dovetail drawer construction
- 100lb rated full extension glides
- Completely finished drawer interiors
- Catalyzed conversion varnish
- 13 custom Amish finish options
- 7 hardware options



MAKE IT YOUR OWN BY CHOOSING A CUSTOM AMISH FINISH & KNOB

						
Natural (N)	Honey (H)	Golden Pecan (G)	Antique Cherry (A)	Washington Cherry (W)	Vintage Cherry (V)	
						
Tuscan Brown (T)	Brown Mahogany (B)	Coffee (C)	Driftwood (D)	Flagstone (F)	Solid Black (BK) Snow White (SW)	
						
Brushed Nickel (-N)	Brushed Gold (-G)	Antique Bronze (-B)	Wood (-W)	Aged Graphite (-AG)	Aged Pewter (-AP)	Aged Copper (-AC)



2 WEST BEDROOM

- 63298N | Modern Platform Queen Bed
- 632981N | Queen Rails
- 6322N-C | 2 Drawer Nightstand
- 6306N-C | 6 Drawer Dresser
- 6347N | Mirror



Natural (N) Honey (H) Golden Pecan (G) Antique Cherry (A) Washington Cherry (W) Vintage Cherry (V) Tuscan Brown (T) Brown Mahogany (B) Coffee (C) Driftwood (D) Flagstone (F) Solid Black (BK) / Snow White (SW)



6322: 2 Drawers / Wide
23"H x 21¹/₂"W x 17¹/₄"D

6323: 3 Drawers / Wide
30"H x 21¹/₂"W x 17¹/₄"D

6343: 3 Drawers
30"H x 17¹/₂"W x 17¹/₄"D



6306: 6 Drawers / 4 Tall
39"H x 61"W x 17¹/₄"D

6310: 10 Drawers / 2 Tall
43¹/₂"H x 61"W x 17¹/₄"D



6316: 6 Drawers / 1 Tall
52¹/₄"H x 31⁵/₈"W x 17¹/₄"D

6325: 5 Drawers / 1 Tall / Wide
52¹/₄"H x 37³/₈"W x 17¹/₄"D



6347: Mirror
39"H x 41¹/₂"W x 1"D

2 WEST BEDROOM

American Built. Solid Wood. Custom Amish Finishes.

PRODUCT FEATURES

- 1" thick solid wood floating tops
- Solid alder tops, sides & drawers
- English dovetail drawer construction
- 100lb rated full extension glides
- Completely finished drawer interiors
- Catalyzed conversion varnish
- 13 custom Amish finish options
- 3 unique handle options



MAKE IT YOUR OWN BY CHOOSING A CUSTOM AMISH FINISH & HANDLE



Handle options unique to the 2 West collection




TWO-TONE PORTLAND BEDROOM

51298DSW | Shiplap Queen Bed
 612981SW | Queen Rails
 5123DSW-AP | 3 Drawer Nightstand
 5116DSW-AP | 6 Drawer Chest
 5106DSW-AP | 6 Drawer Dresser
 5147DSW | Mirror

Portland Two-Tone
 finish code: **DSW**



Driftwood (D)



Snow White (SW)

The Portland Bedroom Collection is the only two-tone finished bedroom collection currently offered by Archbold. The only two-tone combination available is a Driftwood top & Snow White base.

This two-tone finish option comes standard with snow white finished wood knobs. You can also get the wood knobs in a driftwood (-D) finish (example on pg 37). The 6 other Archbold standard knob options are also available.

This collection can also be ordered in a single finish as displayed on the next page. Please note the item # differences between the two-tone and single finish options.



**SINGLE FINISH
PORTLAND BEDROOM**

501298F | Shiplap Queen HB & FB
 62320F-AG x 2 | Elevated Storage Pedestals
 62370 | Spacer Kit for Elevated Storage Bed
 50141F-AG | 1 Drawer Nightstand
 50106F-AG | 6 Drawer Dresser
 50147F | Mirror



Natural (N)



Honey (H)



Golden Pecan (G)



Antique Cherry (A)



Washington Cherry (W)



Vintage Cherry (V)



Tuscan Brown (T)



Brown Mahogany (B)



Coffee (C)



Driftwood (D)



Flagstone (F)



Solid Black (BK)
Snow White (SW)

50116F-AG



The Portland Bedroom Collection is the only two-tone finished bedroom currently offered by Archbold. The only two-tone combination available is a Driftwood top & Snow White base.

This two-tone finish option comes standard with snow white finished wood knobs. You can also get the wood knobs in a driftwood (-D) finish (example below: 5116DSW-D). The 6 other Archbold standard knob options are also available.

This collection can also be ordered in a single finish, similar to all other Archbold bedroom groups. Please note the item number differences between the two-tone and single finish options.



5116DSW-D



3 Drawer Nightstand

5123DSW: Two-Tone
50123: Single Finish
29^{3/4}"H x 23"W x 18^{1/4}"D



1 Drawer Nightstand

5141DSW: Two-Tone
50141: Single Finish
29^{3/4}"H x 19"W x 18^{1/4}"D



Mirror

5147DSW: Two-Tone
50147: Single Finish
40^{3/8}"H x 41^{1/8}"W x 1^{1/2}"D



6 Drawer Chest / 1 Tall

5116DSW: Two-Tone
50116: Single Finish
51"H x 33^{1/8}"W x 18"D



6 Drawer Dresser / 4 Tall

5106DSW: Two-Tone
50106: Single Finish
38"H x 62^{1/2}"W x 18"D

SHIPLAP STORAGE BED

TWO-TONE ITEM #s

1. HB & FB

Twin: 51278DSW
Full: 51288DSW
Queen: 51298DSW
King: 51299DSW

2. STORAGE

Twin: 62220SW
Full: 62220SW
Queen: 62320SW
King: 62320SW

3. SPACER KIT

Twin: None
Full: 62270
Queen: 62370
King: 62470

4. HARDWARE

Select 1 of 8

SINGLE FINISH ITEM #s

1. HB & FB

Twin: 501278
Full: 501288
Queen: 501298
King: 501299

2. STORAGE

Twin: 62220
Full: 62220
Queen: 62320
King: 62320

3. SPACER KIT



Twin: None
Full: 62270
Queen: 62370
King: 62470

4. FINISH

Select 1 of 13

5. HARDWARE

Select 1 of 7



MODULAR HOME OFFICE

- 6515XD-B | Wedge Desk Left
- 6510D | Return Left for 6515X
- 6512XD-B | 2 Drawer File
- 6511XD-B | Universal Pedestal
- 6513D-B | 2 Door Cabinet



Natural (N)



Honey (H)



Golden Pecan (G)



Antique Cherry (A)



Washington Cherry (W)



Vintage Cherry (V)



Tuscan Brown (T)



Brown Mahogany (B)



Coffee (C)



Driftwood (D)



Flagstone (F)



Solid Black (BK)
Snow White (SW)

Have It Your Way!

CREATE YOUR OWN FREESTANDING OR STRAIGHT WALL WORKSTATION



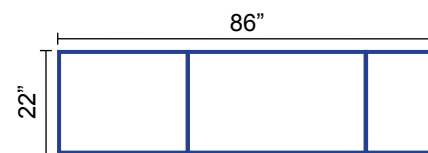
EXAMPLE # 1

6015X: Writing Desk

6512X: 2 Drawer File

6513: 2 Door Cabinet

A: Antique Cherry / -B: Antique Bronze Knob



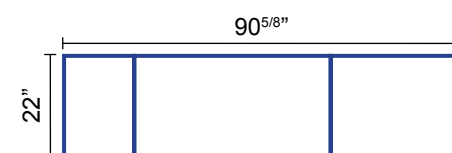
EXAMPLE # 2

6514X: Modular 4 Drawer Desk

6512X: 2 Drawer File

6513: 2 Door Cabinet

A: Antique Cherry / -B: Antique Bronze Knob



Have It Your Way!

ADD A RETURN TO WRAP A CORNER OR CREATE L-SHAPE WORK STATION



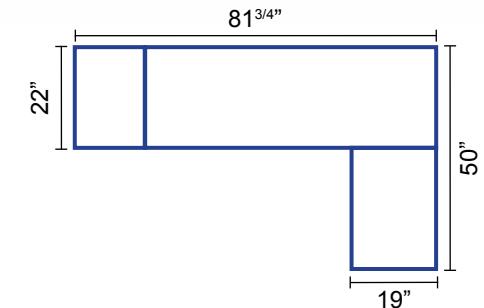
EXAMPLE # 3

6505X: Large Writing Desk

6501: Universal Return for 6505X

6511X: Universal Pedestal

D: Driftwood Finish / -B: Antique Bronze Knob



EXAMPLE # 4

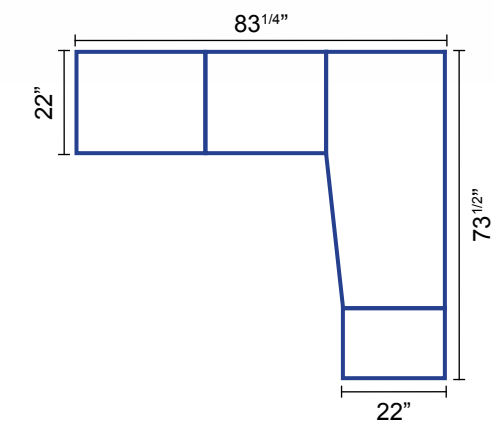
6515X: Wedge Desk Left

6510: Return Left for 6515X

6512X: 2 Drawer File

6513: 2 Door Cabinet

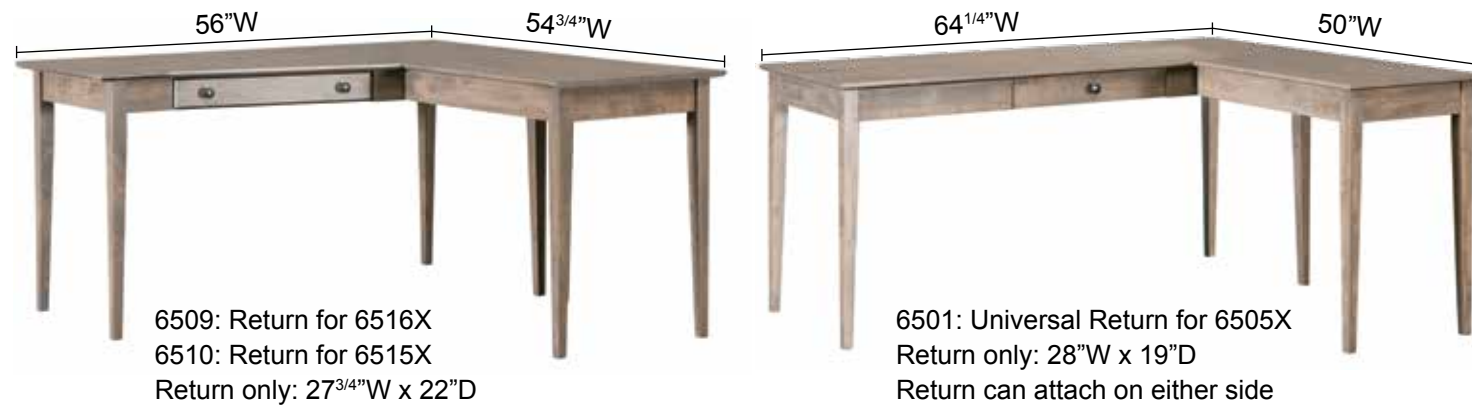
D: Driftwood Finish / -B: Antique Bronze Knob



1. CHOOSE YOUR DESK



2. ADD A RETURN TO WRAP A CORNER OR CREATE L-SHAPE WORK STATION



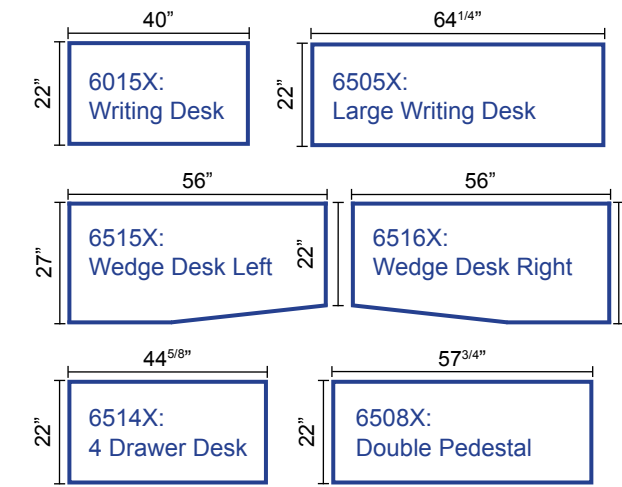
3. CHOOSE FUNCTIONAL STORAGE



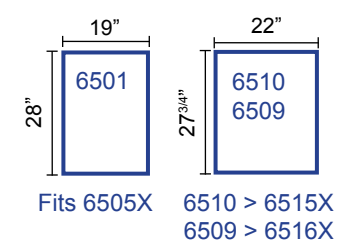
ALL MODULAR UNITS ARE 29 3/4\"/>

CREATE A WORK STATION that fits your decor, space, budget & functional needs.


1. DESK OPTIONS



2. RETURNS

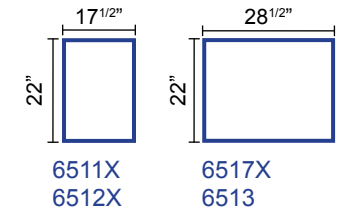


HAVE IT YOUR WAY!



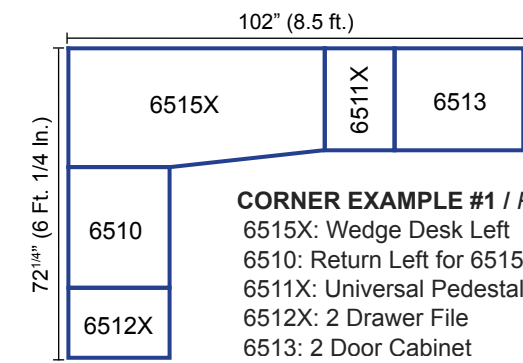
Each grid is 1 sq. foot (12\"/>

3. STORAGE OPTIONS

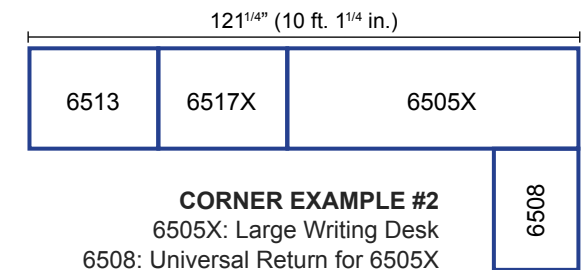


Diagrams are proportionally correct.

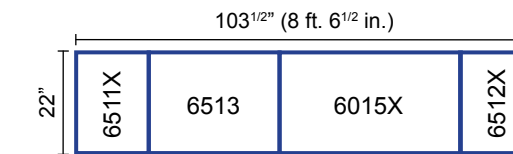
SEE EXAMPLES FOR INSPIRATION. CUSTOMIZE WITH COLOR & KNOB.



CORNER EXAMPLE #1 | Pictured pg 39-40
 6515X: Wedge Desk Left
 6510: Return Left for 6515X
 6511X: Universal Pedestal
 6512X: 2 Drawer File
 6513: 2 Door Cabinet



CORNER EXAMPLE #2
 6505X: Large Writing Desk
 6508: Universal Return for 6505X
 6517X: Lateral File
 6513: 2 Door Cabinet



STRAIGHT WALL EXAMPLE
 6015X: Writing Desk
 6513: 2 Door Cabinet
 6511X: Universal Pedestal
 6512X: 2 Drawer File



EXECUTIVE HOME OFFICE

- 6506XW-B | Executive Desk
- 6554XW-B | 4 Drawer File
- 6552XW-B | Lateral File
- 6555XW-B | Credenza
- 6557W-B | Hutch



Natural (N)



Honey (H)



Golden Pecan (G)



Antique Cherry (A)



Washington Cherry (W)



Vintage Cherry (V)



Tuscan Brown (T)



Brown Mahogany (B)



Coffee (C)



Driftwood (D)



Flagstone (F)



Solid Black (BK)
Snow White (SW)



6506X: Executive Desk
29³/₄"H x 64¹/₄"W x 27¹/₂"D



Back View



6551X: Return
29³/₄"H x 42¹/₂"W x 21"D

6550X: Executive Desk for Return
29³/₄"H x 64¹/₄"W x 27¹/₂"D



Back View



All desks have universal keyboard drawers.
File drawers hold regular and legal size folders.



6554X: 4 Drawer File
52³/₈"H x 19"W x 22"D



6552X: Lateral File
29³/₄"H x 29¹/₂"W x 22"D


6557: Hutch
48"H x 64¹/₄"W x 12⁷/₈"D



6555X: Credenza
29³/₄"H x 64¹/₄"W x 22"D

PRODUCT FEATURES

- Solid alder tops, sides & drawers
- English dovetail drawer construction
- 100lb rated full extension glides
- 13 finish & 7 hardware options





62484DFRA-AC

63684DFBA-AC

62484DFLA-AC



63672DD-B

SOLID WOOD BOOKCASES

For **FLUSH** bookcases, place initials before color choice.

FR - Flush Right

FB - Flush Both


FL - Flush Left

For **DOORS** on bookcases, place "D" after the core item #.

Only available on 72" & 84" height bookcases

BUILD YOUR OWN SOLID WOOD BOOKCASE

- Any combination of 6 heights and 4 widths with 13 custom finishes and 7 knob options
- Opportunity to include doors on 72" and 84" high bookcases
- Ability to flush cut sides create custom wall units
- All bookcases are 12^{7/8}"D



24" WIDE Bookcases

- 62429 - 29"H x 25^{3/4}"W
- 62436 - 36"H x 25^{3/4}"W
- 62448 - 48"H x 25^{3/4}"W
- 62460 - 60"H x 25^{3/4}"W
- 62472 - 72"H x 25^{3/4}"W
- 62472D - 72"H x 25^{3/4}"W
- 62484 - 84"H x 25^{3/4}"W
- 62484D - 84"H x 25^{3/4}"W

30" WIDE Bookcases

- 63029 - 29"H x 31^{3/4}"W
- 63036 - 36"H x 31^{3/4}"W
- 63048 - 48"H x 31^{3/4}"W
- 63060 - 60"H x 31^{3/4}"W
- 63072 - 72"H x 31^{3/4}"W
- 63072D - 72"H x 31^{3/4}"W
- 63084 - 84"H x 31^{3/4}"W
- 63084D - 84"H x 31^{3/4}"W

36" WIDE Bookcases

- 63629 - 29"H x 37^{3/4}"W
- 63636 - 36"H x 37^{3/4}"W
- 63648 - 48"H x 37^{3/4}"W
- 63660 - 60"H x 37^{3/4}"W
- 63672 - 72"H x 37^{3/4}"W
- 63672D - 72"H x 37^{3/4}"W
- 63684 - 84"H x 37^{3/4}"W
- 63684D - 84"H x 37^{3/4}"W

48" WIDE Bookcases

- *Middle divider on 48" bookcase
- 64829 - 29"H x 49^{3/4}"W
- 64836 - 36"H x 49^{3/4}"W
- 64848 - 48"H x 49^{3/4}"W
- 64860 - 60"H x 49^{3/4}"W
- 64872 - 72"H x 49^{3/4}"W
- 64872D - 72"H x 49^{3/4}"W
- 64884 - 84"H x 49^{3/4}"W
- 64884D - 84"H x 49^{3/4}"W

Shelves by Height:

- 29"H - 1 adjustable shelf, 1 fixed
- 36"H - 2 adjustable shelves, 1 fixed
- 48"H - 3 adjustable shelves, 1 fixed
- 60"H - 3 adjustable shelves, 2 fixed
- 72"H - 3 adjustable shelves, 2 fixed
- 84"H - 4 adjustable shelves, 2 fixed

NOTE: White birch backs blend well with our selection of stain colors, yet we don't recommend the natural finish.



64836D





48"W



30"H

6848X: Overhang Top - 47^{1/4}"W
6848F: Flush Top - 45^{3/4}"W

*All entertainment consoles are 18" deep.

PRODUCT FEATURES

- Solid alder tops, sides & drawers
- English dovetail drawer construction
- 100lb rated full extension glides
- Completely finished drawer interiors
- 13 finish & 7 hardware options

54"W



30"H

6854X: Overhang Top - 54"W
6854F: Flush Top - 52^{1/2}"W

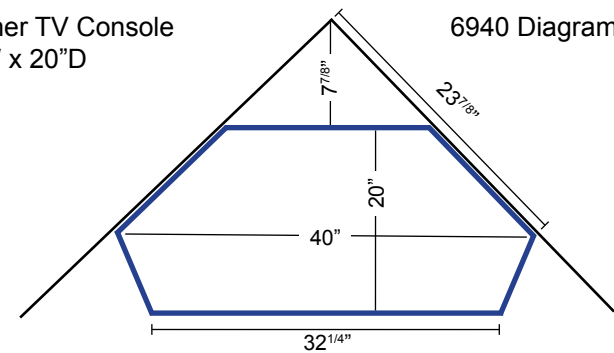


37"H

6855X: Overhang Top - 54"W
6855F: Flush Top - 52^{1/2}"W



6940: Corner TV Console
29"H 40"W x 20"D



6940 Diagram

62"W



30"H

6861X: Overhang Top - 61^{3/8}"W
6861F: Flush Top - 59^{7/8}"W



37"H

6863X: Overhang Top - 61^{3/8}"W
6863F: Flush Top - 59^{7/8}"W



Natural (N) Honey (H) Golden Pecan (G) Antique Cherry (A) Washington Cherry (W) Vintage Cherry (V)



Tuscan Brown (T) Brown Mahogany (B) Coffee (C) Driftwood (D) Flagstone (F) Solid Black (BK) Snow White (SW)



Brushed Nickel (-N) Brushed Gold (-G) Antique Bronze (-B) Wood (-W) Aged Graphite (-AG) Aged Pewter (-AP) Aged Copper (-AC)

70"W



30"H

6872X: Overhang Top - 70"W
6872F: Flush Top - 68^{1/4}"W



37"H

6873X: Overhang Top - 70"W
6873F: Flush Top - 68^{1/4}"W

ALDER OCCASIONAL TABLES

American Built. Solid Wood. Custom Amish Finishes.



Occasional Tables

- 6011X: End Table - 26"H x 20"W x 20"D
- 6012X: Sofa Table - 30"H x 48"W x 15"D
- 6013X: Coffee Table - 18"H x 40"W x 22"D
- 6014X: Chairside Table - 24"H x 13"W x 24"D
- 6018X: End Table - 24"H x 20"W x 20"D
- 6021X: Large End Table - 26"H x 21^{1/2}"W x 25^{1/2}"D
- 6023X: Large Coffee Table - 18"H x 48"W x 24"D



QUALITY FEATURES

Our skilled employees and use of efficient production methods ensure consistent quality at an exceptional value.



SOLID WOOD FURNITURE

- American Built
- North American alder hardwood
- Solid wood tops, sides & drawers
- Consistent quality construction



DRAWER CONSTRUCTION

- Solid alder drawer box
- English dovetail drawer construction
- 100lb rated full extension glides
- Fully finished drawer interiors



CUSTOM AMISH FINISHES

- Finished by Amish craftsmen
- 13 custom finish options
- Catalyzed conversion varnish
- Fully finished drawer interiors

Telephone: 800-537-0531

Fax: 567-444-4671

archboldfurniture.com



American Built. Solid Wood. Custom Amish Finishes.